

2 7/8"
(73 mm)

2 3/8"
(60 mm)

TUBULAR LIQUID LEVEL GAUGES


Series TUL and TUH

Our liquid level gauges are designed for use with Corning standard, high-pressure, red line or heavy wall brand tubing. Valves are available in bronze or type 316 stainless steel for L (low) and H (high) pressure service. All valves use a stuffing box configuration to seal the glass tube. These units are provided with standard male pipe thread connections.


**SERIES TUL
BRONZE**




**SERIES TUL
316 STAINLESS
STEEL**



**SERIES TUH
BRONZE**



**SERIES TUH
316 STAINLESS
STEEL**



STANDARD FEATURES Dimensions in inches

SERIES	1/2" TUL BRONZE	3/4" TUL BRONZE	1/2" TUH BRONZE	3/4" TUH BRONZE	1/2" TUL 316 SS	3/4" TUL 316 SS	1/2" TUH 316 SS	3/4" TUH 316 SS
CONNECTION SIZE, NPTM	1/2	3/4	1/2	3/4	1/2	3/4	1/2	3/4
MAXIMUM LIQUID PRESSURE, PSIG	200	200	400	400	300	300	500	500
DRAIN	S	S	S	S	S	A	A	S
BALL CHECK SHUTOFF	A	A	A	A	NA	NA	A	A
TUBE DIAMETER	5/8	3/4	3/4	3/4	5/8	5/8	5/8	3/4
TUBE LENGTH FROM CENTERS (IN.)	-1 1/2	-1 1/2	-2	-2	-2 5/8	-2 5/8	-2	-2
ROD LENGTH FROM CENTERS (IN.)	+1 1/2	+1 1/2	-1	-1	-1 1/2	-1 1/2	-1 1/4	-1 1/4

A=Available, NA=Not Available, S=Standard

*The maximum liquid pressure rating indicated for each series is for the valves only. Type of glass tube and center-to-center length may decrease the pressure rating. Consult factory for actual pressure rating for the specific series configuration.

LEVEL GAUGES